



# KCM-9HD 手动调节仪使用说明书

## PLC

- 1                    ± 0.5%F.S± 1
- 2                    ± 2.0
- 3                    0.5
- 4            AC85V 242V                    , 50/60Hz
- 5                    0 50.0 ,                    85%

- 1 PV
- 2 SV
- 3 A-T
- 4                    3                    1
- 5
- 6
- 7

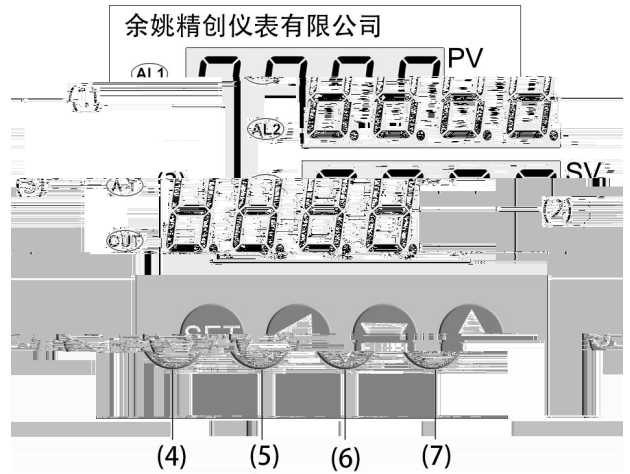
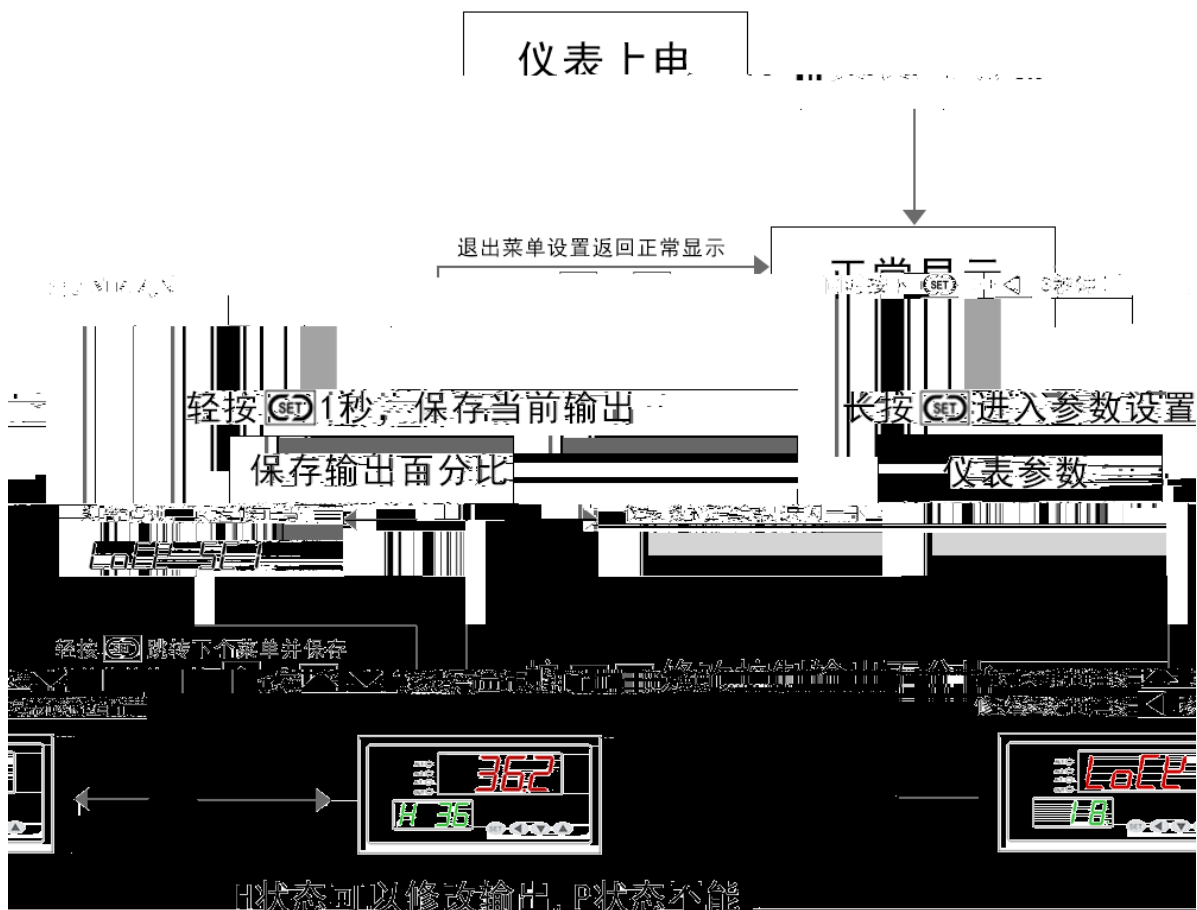


表 4-1

0	LOCK	0 250	LOCK=18 LOCK 18	18
1	SET	±100.0		0.0

2	SC2		±100.0	PLC	0.0
3	P_SH		P-SL 9999	PV	100.0
4	P_SL		0 P-SH		0.0
5	dP		0 3	$dP = 0$ $dP = 1$ 3	1
6	outH		OUTL 22.0	0~22mA	20
7	outL		0.0 OUTH		4.0
8	PutH		PUTL~22.0	PLC	20
9	PutL		0~PUTL	0~22mA	4.0
10	STEP		1~20	SV	1

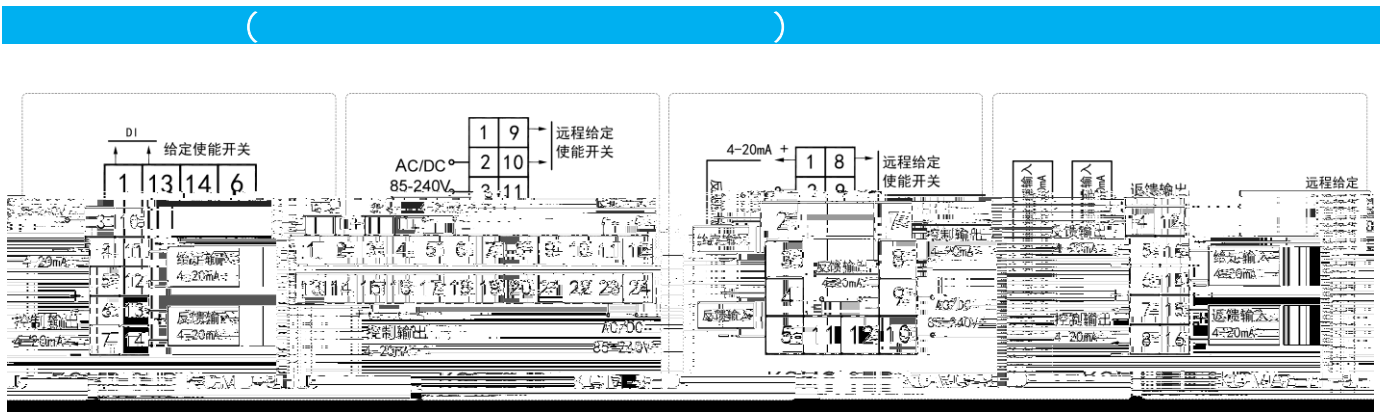


1

SET 3 " 4-1" 1 10  
 SET

2

10  
 2 SET 1  
 3 " H" ; 100% H-00 H-01 1% .....H100



9-1

-HH-	-LL-	1 -LL-	2 -HH-	20mA
------	------	--------	--------	------

1

### 接线拓扑图

### 工作原理

#### 给定切换开关

